



The Phoenix Flier

The Yarm Preparatory School Newsletter

Issue 751 — 22nd September 2023

INSIDE THIS WEEK... Year 6 visit Boggle Hole... Year 3 make Lego Mazes... Brunel Charity Day...

A message from Mr Sawyer

Welcome to this edition of the Phoenix Flier which rounds up another week in the life of Yarm Prep School. It has been another fun-filled few days since our last newsletter during which time we have seen our first charity event of the year, sports fixtures with other schools and more trips travelling far and wide to support the curriculum. These rich learning experiences offer our pupils a purposeful and opportunity laden school life. It is to their credit that they engage in so much and respond with real gusto. We have discussed recently what it means to wear our school emblem, the phoenix, and how through our many actions we can demonstrate pride in our badge. It is therefore pleasing to note that our pupils' collective endeavour, commitment and good natured approach has been commended by visitors, opposition coaches and members of the public when representing us recently. They are great ambassadors for the School!

It has been joyous to see the Tinkershed open this week. In essence this space is a haven for the recreational disassembly of items and the creation of models, sculptures and projects from a range of reclaimed materials. It is a venue to further curiosity and spark creativity. We look forward to seeing how the Tinkershed develops in the coming weeks and months.

Bill Sawyer

Head's Challenge: How can you add eight fours together so the total adds up to 500?



Photo of the Week: Our new Year 6 cohort got to enjoy the delights of Boggle Hole and Robin Hood's Bay last week. Full report inside.

Year 6 Visit Boggle Hole

Last week, over three days, our Year 6 classes took turns to visit Robin Hood's Bay and the cave formation at Boggle Hole. The trip is perhaps a right of passage for our Year 6 pupils as it has run each year for almost as long as the Prep School has been in existence. The point of the trip is twofold: a scientific study of the marine life found in our shoreline and a chance to understand the geology and geography of the North Yorkshire coastline.

Each day, our forms departed in two minibuses and drove over the spectacular North Yorkshire Moors. Sublime views of Whitby and the sea were witnessed by the children. After clambering out of our minibuses, we put on our wellies and packed our nets into each rucksack. We then meandered down the main road of Robin Hood's Bay and on to the beach where we commenced with an activity in the Rock Pools.

When examining the rock pools the children observed a diverse range of seaweed and creatures that inhabit this area. With great care and attention, the children were able to handle crabs and identify different species and their characteristics. This activity tied in with our science study of classification. In addition to crabs, the children found a variety of fish, shellfish and sea urchins.

After a packed lunch on the quarterdeck (followed by an ice cream) we walked along the beach. First, we observed the sea defences around the town such as the seawall (currently being repaired) and the rock armour. Prior to these engineering projects in the mid-1970s it has been estimated that some 200 properties had been lost to the sea! Where there were no sea defences, the pupils could see first hand evidence of cliff erosion from processes studied in our geography lessons such as abrasion, attrition and hydraulic action. The children also observed the two headlands, North Cheek and South Cheek, that have contributed to the prominence of the bay, as well as an excellent example of a wave-cut platform. At Boggle Hole, they were able to see an example of a cave. Furthermore, a walk along the top of the cliff, along the Cleveland Way, also gave them the opportunity to see evidence of coastal erosion from up high.

On the way back to the car park, we learned that Robin Hood's Bay was a prominent area for smuggling during the 18th Century. The various wynds and ginells in the village were ideal for hiding contraband from the customs officers and inspectors. The children enjoyed exploring these narrow passageways where little has changed in terms of the architecture and building materials used over the past 300 years.

It was a pleasure to lead this trip. The children displayed the school values so well. Indeed, it was heartwarming to listen to members of the public and business owners complimenting the manners and behaviour of Year 6. As a school we look forward to more visits to this stunning part of our region. My thanks go to all children in Year 6 as well as Mrs Lofthouse-Hill, Miss Whitehouse and Mr Pearce.

Mr Harandon



My favourite part of Boggle Hole was the rock pooling and I found a crab and two shrimp along with a fish bone. I named them Crabby, Shrimpy and Shrimps.

I think it was really interesting to see all of the marine life and seeing the erosion first hand was awesome.

Francesca F.

I enjoyed learning and doing the sea creature activity. I also enjoyed learning about the sea wall that was there and how it was £40 million to build it and when we went it was having its first ever repair.

Dylan M.

I really enjoyed Boggle Hole because of all of the marine life we found. I even found a huge crab! My favourite part of Boggle Hole (and I think most people will agree with me) was definitely the Ice cream!

Laurel G.

On Wednesday, 6W went to Boggle hole to learn about erosion in action and the thing I enjoyed the most is when we got to go rock pooling and we learned about different types of erosion.

We got to see a massive wall which separated the town and the ocean. This wall had a great big curve on the bottom so the ocean would hit the wall and fall back down.

Alice S.

Wow! What a trip! We got to explore new things and find new creatures and got to learn the history of the great Robin Hood's Bay. My favourite trip ever and we got ice cream. A brilliant trip, I hope everyone liked it.

Pradyoth K.

On Wednesday, 6W went to Boggle Hole. I loved Boggle Hole because of the marine life. We did rock pooling for crabs and stuff in the seaweed and water. I also loved the Ice cream.

Violet F.



PE and Games News

In PE the children have been working hard on their fitness levels. They have learnt to take their heart rate and see what type of exercise effects it most. So far, the children have done the Cooper run as a base test, some have done some Fartlek training which means 'speed play' and all have taken part in a fitness circuit plotting heart rates as they went. It has been great to see the children's enthusiasm.

Mrs Redhead-Sweeney



It has been fantastic getting fixtures up and running this year. The Under 11s enjoyed a hockey session alongside Red House on Friday with all girls improving their positional understanding. On Tuesday the Year 3 girls were super ambassadors at Queen Mary's and had a great time developing their hockey skills and making new friends.

Brunel Charity Day

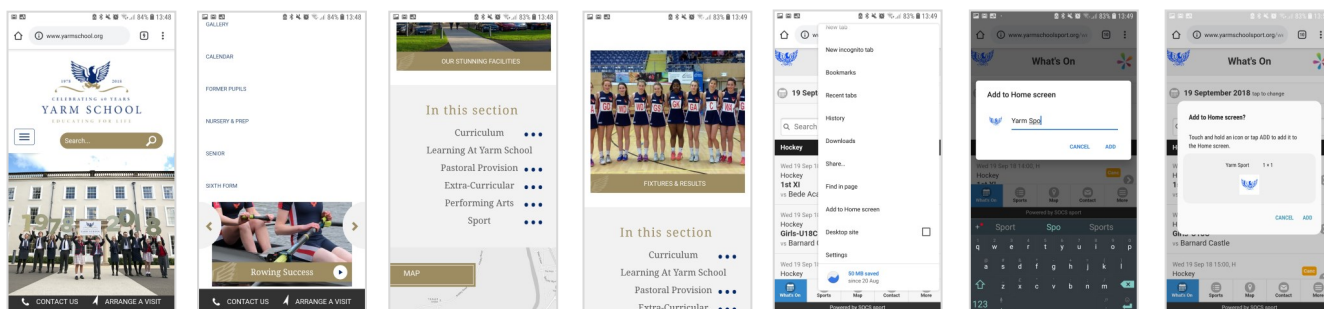
Well done to Brunel, who raised £627.61 for the local *Hearing Dogs* charity on their Charity Day this week.



How to set up Fixtures Pro on your Smartphone

It's how to find details of sports fixtures and team line-ups for the Prep School. It is also very easy to set up on your Apple or Android device. Please follow these instructions.

FOR ANDROID DEVICES:

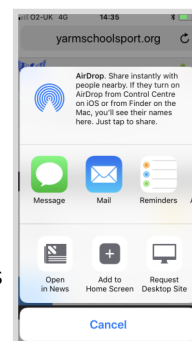


- | | | | | | | |
|---|---|--|-------------------------------------|---|--------------------------|-----------------------------------|
| 1. Access the Yarm School website via the browser on your device. | 2. Click on 'Senior School' at the top of the page. | 3. Click on 'Sport' which appears down the left-hand side. | 4. Click on 'Fixtures and Results'. | 5. In the top-right corner of the browser, click on the three dots, then click on 'Add to Home screen'. | 6. Give the link a name. | 7. Add to your phone home screen. |
|---|---|--|-------------------------------------|---|--------------------------|-----------------------------------|

FOR APPLE DEVICES:

Follow steps 1-4 above, then:

- 5) At the bottom of your phones screen drag your finger up and you have a square and arrow icon (photo left) and if you click this you can then see the icon that says 'Add to home screen'. Click this.
- 6) Congratulations! You are all set and on your phone screen you should see the Yarm School logo which is now your very own shortcut to team sheets etc.



School and Club Sports links

It is great to see so many of our pupils attending local clubs and we highly recommend joining one to aid learning further.

Hockey

Stockton Hockey Club - Junior training takes place Monday nights on the Yarm Sc senior astro 5.30pm-6.30pm <https://www.stocktonhockeyclub.co.uk/teams/team/11741808>

Stokesley Girls Hockey —This takes place on Wednesdays 5.30pm-6.30pm on the Yarm Sc senior astro 5.30pm-6.30pm <https://www.stokesleyhockeyclub.com/>

Norton Hockey Club—Junior training starts again on Sunday 24th Sept at Norton astro. 10.30am-12pm. <https://www.nortonhockeyclub.co.uk/>

Netball

[The link here](#) gives you clubs in the North East, contacts, training venues and exact timings for each age group.

Grangetown coach Michelle runs a U8/9 training session for Yarm pupils on Thursdays 3.55pm-4.55pm at school, as well as a host of age group teams. For further info email: grangetownnc@hotmail.com

Headlanders Netball Club in Darlington where Mrs Jolly coaches. Contact dheadlanders@outlook.com for further details re. Wednesday night training. https://www.facebook.com/DarlingtonHeadlanders/?locale=en_GB

Rugby

Stockton Rugby Club who train at Stockton CC - <https://stocktonrugby.co.uk/minis/under-11/>

Yarm Rugby Club - <https://yarm.rfu.club/teams>



Darlington Mowden RFC - <https://www.mowdenpark.com/>

Darlington RFC - <https://www.pitchero.com/clubs/darlingtonrfc/>

Year 3 Design & Technology

Y3 have been making Lego mazes in D&T in preparation for making a wooden one!

Mrs Smith



Holiday School Dates

October half-term 2023: 23rd to 27th October (5 days)

Christmas 2023: 18th to 21st December (4 days)

Easter 2024: 2nd to 5th April (4 days)

Summer 2024: 15th July to 2nd August (15 days)

Message to Parents

The schools Capital Development Manager, Mr Alan Hodgson, would like to reassure the school community that Reinforced Autoclaved Aerated Concrete (RAAC) has not been used for the construction of any of its school buildings; Nursery, Pre Prep, Preparatory and Senior school sites.

Parent Handbooks

You can access the parent handbooks on the school website [by clicking here](#). At various points over the coming weeks, we will post some reminders and key pieces of information from the handbook.

Music Lessons

If your child is in Years 3-6 and is interested in taking part in individual peripatetic music lessons, [please fill in this form and Mr Gooding will get back to you](#).

Safety Week

We welcomed visits from Dogs Trust and the Canal and River Trust last week as part of our annual Safety Week, with speakers talking to us about dog safety and water safety respectively. There were also talks about fire safety and internet safety.



Mr Stone

6L Class Poem

Creative, caring Kaira
painting a perfect picture.
Trustworthy, competitive Lolwa
swimming at lightning speed.
Confident, sporty Flynn
running rapidly down the wing.
Clever, quiet Wahaj
Laughing with his friends.
Friendly, kind-hearted Amelia
forever caring for others.
Sporty, competitive Maisie
always hanging upside down.
Confident, ambitious Ollie
running faster than a flame.
Arty, efficient Ronav
forever making me laugh.
Smart, kind Brian
hitting winners all day long.
Funny, considerate Hannah
sharing her love of animals.

Careful, quiet Yasmeen
contentedly doodling in her journal.
Cheeky, determined William
sprinting to get the try.
Optimistic, smart Samuel
always playing football.
Modest, sporty Sylvia
having fun in French.
Honest, cheerful Charlie
offering to help out.
Sporty, speedy Phoenix
regularly winning races.
Supportive, enthusiastic Trisha
always being kind.
Amusing, techy Haashir
constantly clicking on the keyboard.
Humorous, (very) cheeky Noah
talking all the time.
Entertaining, compassionate Tallulah
always doing flips.
Funny, friendly James
Jumping nimbly from grip to grip.
Cheerful, unique Mrs Hart
helping people everyday.
6L

Horse Riding

Every Wednesday, 12 children from Years 2 and 3 travel by minibus to Kirklevington Riding Centre for their weekly riding session. There is always great excitement as we drive to the riding school and lots of chatter!



Once we arrive, the children quickly find their crash caps and are then ready to ride. The ponies range in height from 'Spencer the Shetland' to 'Bam-Bam' a traditional piebald cob, but everybody's favourite pony is 'Barnaby.' The lesson lasts for 45 minutes and is ably instructed by either Kelly or Georgina. Although there have only been three lessons to date, all of the children have been confident enough to trot and go for a hack around the fields. In fact, some of the children have already mastered a 'rising trot' which is a challenge and requires very good balance and core strength.

Throughout the lessons the children also learn facts about the tack and the points of the horse. All abilities are welcome to join horse riding and this term we have some children who are complete beginners and some who have been riding for much longer. For the parents



who come to spectate there is also the chance to purchase a cup of coffee and a piece of delicious, homemade cake. Next term, there will be another chance for 12 children to attend and who knows, we may be in the presence of the next AP McCoy, Charlotte Dujardin or William Whittaker!

Mrs Jones

Coming Up at the PAA

Halloween Spooktacular

**Monday 30th
October, 2.30pm
and 6.30pm**

Join Tommy The Ghostbuster and all the gang as they embark on another spooktastic

adventure this Halloween! Will everything turn out okay in the end? Will the party go ahead? Will everyone live spookily ever after? Find out by booking your tickets today! Fancy dress encouraged!



Fireman Sam



Sunday 5th November, 12pm and 3.30pm

When all of his friends go away, Norman Price decides to find adventure in Pontypandy and become the star of a visiting circus. But with a tiger on the loose and faulty lights, the adventure soon turns to danger. Can Fireman Sam come to the rescue and save the circus?

DT Requests

Tinkershed

This week we have opened the Tinkershed. This is a 'makerspace' cabin on the playground where children can tinker, express their creativity and make whatever they would like to. In a bid to make the tinkershed as sustainable as possible, we would be grateful for donations of items

throughout the school year. The remit is quite broad: Interesting packaging, old pieces of fabric, plastic bottle tops, junk modelling items, leftover bits of wool or anything that you think children would enjoy using as a building material. The tinkershed is also a place of disassembly so any unwanted electrical items, or non-electrical items which would be interesting to dismantle, would be also gratefully received. Please remove any batteries prior to sending in though! Thank you.

Lego and K'Nex

We are also looking to augment our stocks of Lego and K'Nex. If you have a surplus of either these at home and are willing to donate it to school, it would be appreciated and put to good use.

D&T Curriculum - Slippers and Pencil Cases

To support textile projects in the D&T room, we would be grateful for any donations of old slippers and old pencil cases for disassembly. These can be donated at any point during the school year on a continual basis. Thank you for those donations already received.

Mrs Smith

Contact Details

Please don't forget to inform the school office of any changes to your contact details, namely mobile number, address or email address so that we can contact you in the event of an emergency.

Mrs White

Parent Handbook Reminders

Chromebooks—As the Chromebooks will be the responsibility of the children, they are to be taken home each day after school. They will need to charge them at home too, as well as complete any homework, as we will be unable to provide charging facilities at school. It is not the responsibility of class teachers to do this and there should be no Chromebooks on charge in classrooms.

Appearance—The wearing of jewellery is not permitted. The wearing of earrings and ear studs is not permitted for safety reasons. Please avoid ear piercing which will necessitate the wearing of ear studs at school. Children will be asked to ensure any ear piercings are taken out as soon as possible. It is recommended and expected that any ear piercings take place in the school holidays, not during term time. If your child has had their ears pierced, we recommend that they wear small, clear and discreet plastic 'placeholder' retainers at school.

Mr Stone



Hello from the YPSSC

(Yarm Prep School Social Committee)

The YPSSC is made up and run by parent volunteers, like a PTA, our function is to provide a social network for the whole school community and raise funds for the children and local charities.



We are using Classlist!! An amazing app that keeps all events and info in one simple app. Get the app to never miss an event



Dates for the diary – tickets available via Classlist
Friday 8th September *New Families Welcome Event*
Friday 29th September *Oktoberfest @ PAA*
Saturday 25th November *Winter Ball*

Coffee mornings

A chance to relax and meet other parents and catch up with what events are coming up

Thursday 21st September 9-11am

Thursday 12th October 9-11am

Wednesday 15th November 9-11am

Monday 11th December 9-11am

Drinks evening

Thursday 12th October 7.30-9.30pm

**@ The Keys, 65 High Street Yarm
TS15 9BH**

Class reps

Each class has a parent rep who is a great 'go to'. Your class rep can be found on the Classlist app.

PreLoved Uniform

As an Eco School we are very keen on preloved uniform and have a good and varied stock.

Just drop us a message on the app and we'll see what we have.

Donations are ALWAYS welcome- we can find homes for clean items in good condition

Tooled Up Education

The initial excitement and confusion of starting the new year have given way to a welcome sense of routine. This transitional phase marks a pivotal moment for families, where children adjust to new environments and set their sights on the future.

Setting Up Success: Thriving in the Academic Year Ahead

Now that the Autumn term is well and truly underway, it's time to instil good habits and organisation skills. This is particularly crucial for students embarking on an examination year. Remember, a strong start paves the way for a successful journey ahead! Discover our '[Goal Planner](#)' to boost self-esteem and confidence in your child, take the [stress](#) out of school mornings, and explore valuable [tips](#) tailored for students in their [GCSE](#) year. If you're a parent of a younger child, there is plenty we can do at home to help feel prepared and calm ahead of an exam as well, so make sure to take a look at our quick and simple [tips](#).

11+ Season: Navigating the Path to Secondary School

For those of us with children moving up to Secondary, the school application process can be a source of anxiety. But for students taking the 11+ in the next couple of months, help is at hand! We have worked with an award-winning 11+ tutor to create an [information sheet](#) and recorded a [webinar](#) that should help to support you and your child through the exam process.

Healthy Relationships, Healthy Boundaries

With the news regularly featuring sexual assault allegations, we need to be opening [conversations](#) with our children about healthy, mutually respectful relationships as well as questions of consent and personal boundaries at an early age. We have various practical resources designed to help teens think critically about [how formative romantic relationships should make them feel](#), how to [navigate potential pressures](#) to share intimate images, and general [facts](#) on teen relationships today. And if you need some help with conversation starters, you can always check out our [list](#) of fact and fiction books for all ages.

The Tooled Up library is already packed with almost 350 evidence-based resources, including interviews with over 80 leading experts from around the world. But, it's your library and we want to know how else we can help you? What new resources would you like to see? Which ones do you love? What could we do better?

We always value your feedback and want to ensure that we are giving you the resources that you need. Email us at research@tooledupeducation.com to let us know how we are doing!

A quick reminder As a parent at a Tooled Up school, you have full unlimited access to the Tooled Up library. If you have not created your account yet, click [here to register for an account](#). It takes less than 2 minutes to enter your details and unique school PIN: YPSII03 and if you need assistance, we are always happy to help at support@tooledupeducation.com. If you already have an account and you have forgotten your password, then simply click on any of the resource links above, click "Lost your password" and follow the instructions.

Dr Kathy Weston

TOOLED UP®
BECAUSE EVIDENCE MATTERS



They Love Me, They Love Me Not



Books about Body Boundaries, Consent and Healthy Relationships

At National Online Safety, we believe in empowering parents, carers and trusted adults with the information to hold an informed conversation about online safety with their children, should they feel it is needed. Please visit www.nationalonlinesafety.com for further guides, hints and tips for adults.

What Parents & Carers Need to Know about — SHARING PHOTOS ONLINE

WHAT ARE THE RISKS?

School is often a time chock-full of milestones for your child, and you may well be eager to share their accomplishments with the world. In today's digital age, sharing images of such precious moments on social media is commonplace, and – while that's a lovely thing to do – it does come with some risks attached. Our guide can help parents and carers to consider the potential dangers and make informed choices about safely sharing photos of their children online.

INVASIONS OF PRIVACY

Even with the right settings in place, absolutely nothing online is 100% private. Anyone who can view your photos could take screenshots and potentially share them elsewhere. Privacy settings are still important, though, so it's always wise to ensure your social media accounts have them set up; just bear in mind that you can't completely control what happens to anything once it's gone online.

REVEALING PERSONAL DETAILS

Small details in photos can often reveal personal information. Backgrounds can give clues to where you live, for example, while school logos on uniforms, sports kits, or bags could help someone identify which school your child attends. With interactive maps and reverse image searches commonplace online, information like this could easily be misused by an individual with malicious intentions.

MISUSE OF IMAGES

Once something's been shared online, it's almost impossible to get it deleted. Photos can show up in search engine results and be downloaded, manipulated, and shared without consent. There's the potential for someone's images to be used for advertising purposes (which in many cases, isn't illegal) or even more inappropriate reasons, such as cyber-bullying or serious forms of exploitation.

ONLINE GROOMING

Pictures that convey details about your child's interests, activities, or daily routines could arm an online predator with the kind of information they can deploy to gain a child's trust. They might use this knowledge to pretend to be the same age as the child or to have a shared hobby. Essentially, the more a predator knows about a young person, the easier it is for them to invent some 'common ground'.

PRESSURE TO PLEASE

When their parents or carers share notable moments and accomplishments in a child's life on social media, some children may begin to feel an expectation to *always* meet certain standards, to achieve things, or to behave in ways that are "worth sharing". Knowing that other people (even friends and family) can see these posts on social media might also add to the pressure they're feeling internally.

IMPACT ON DIGITAL FOOTPRINT

Every photo of a child posted online contributes to their digital footprint. Young people's lives have never been so closely and publicly documented as they are now, and this permanent online presence could affect a child's future opportunities or the choices they make as they grow up – in addition to influencing how they see themselves and, consequently, their emotional wellbeing.

Advice for Parents & Carers

REVIEW SETTINGS REGULARLY

Make sure your social media's secure in terms of who can view your content or see your location (only family and trusted friends, for example). Privacy settings aren't totally foolproof, but they *do* make it tougher for strangers to access your pics. Reviewing your settings regularly is also a good starting point for conversations with your child about managing their own social accounts when they're older.

CONSIDER OTHER CHILDREN

When taking a group photo, make sure you get parents' or carers' permission to share it on social media. There may be an important safeguarding reason for them not wanting their child's photo posted publicly online, or it might simply not tally with their personal beliefs or cultural background. A quick conversation in advance, just to make sure, is usually hugely appreciated.

CHECK YOUR PHOTOS

Photos of your child shouldn't provide any clues to where they live or go to school: even a house number, street name, or car number plate could be a giveaway. Cover up or blur out school logos, too. If you *really* want to share a particular pic, you could post a watermarked or low-res version, which can help to discourage misuse as those images are less appealing to download or reproduce.

THINK AHEAD

Try to consider the longer-term implications of what you post. Would you be happy with that photo being online in 10 years' time? Would your child still be OK with the image when they're older? Once your child is mature enough, you could ask for their consent before posting: it respects their privacy, fosters trust and understanding, and helps them to start thinking about their own online life.

Meet Our Expert

Gabriella Russo is a safeguarding consultant with more than 30 years' experience working with children, families, and adults in education, local authority, and mental health settings, both in the UK and internationally. She has developed online safety training for local authorities and foster care agencies across Britain and is the online safety expert for FosterWiki.



NOS National Online Safety®
#WakeUpWednesday

@natonlinesafety

/NationalOnlineSafety

@nationalonlinesafety

@national_online_safety

Users of this guide do so at their own discretion. No liability is entered into. Current as of the date of release: 30.08.2023

Coming Up

[You can find the Yarm School calendar by clicking here](#)

SEPTEMBER 2023

Sat 23	Stokesley Show U10 Clegg Cup Rugby (Barnard Castle)
Tue 26	Staff professional development No clubs run by teachers today
Wed 27	Staff professional development No clubs run by teachers today
Thu 28	Year 2 trip to Great North Museum U9 Hockey & Rugby v Dame Allan's (away; 2pm start, 4.30pm return) School Council (Lab; 1pm)
Fri 29	U10/11 Hockey v Ashville (home; 2.15pm start) U10 Rugby v Dame Allan's (home; 2pm start) U11 Rugby v Durham (away; 2pm start, 4.30pm return) YPSSC Oktoberfest (PAA; 7-10pm)
Sat 30	Open Morning (9am-12noon)

Term Dates

Autumn Term 2023

Preparation Days	Tuesday, 29th August 2023 Wednesday, 30th August 2023
All Pupils Return	Thursday, 31st August 2023
Half Term Begins	Friday, 20th October 2023 (after school)
Pupils Return	Monday, 6th November 2023
Finish	Friday, 15th December 2023 (after school; no after school care)

Spring Term 2023

Pupils Return	Thursday 4th January 2024
Half Term Begins	Thursday 15th February 2024 (after school)
INSET	Friday 16th February 2024
Pupils Return	Monday 26th February 2024
Finish	Thursday 28th March 2024 (after school; no after school care)

Summer Term 2024

Pupils Return	Thursday 18th April 2024
Bank Holiday	Monday 6th May 2024
Half Term Begins	Thursday 23rd May 2024 (after school)
Pupils Return	Monday 3rd June 2024

Celebration Assembly

	Values	Endeavour
3H	Harrison V.	William D.
3J	Oscar W.	Leah R.
3P	Ned F.	Zara G.
4F	Alice J.	Paari M.
4J	Deia TM.	Jana A.
4S	Amani R.	Francesca S.
5G	Thomas M.	Fathe C.
5H	Emily Q.	Rosa W.
5K	Olivia T.	Jack S.
6H	Erin G.	Jacob B.
6L	Flynn N.	Hannah C.
6W	Olivia G.	Lewis D.

Finish	Thursday 4th July 2024 At 12 noon (after school; no after school care)
--------	--

Autumn Term 2024

Preparation Day	Tuesday, 27th August 2024 Wednesday, 28th August 2024
All pupils return	Thursday, 29th August 2024
Half term begins	Friday, 18th October 2024 (after school)
Pupils return	Monday, 4th November 2024
Term ends	Friday, 13th December 2024 (after school; no after school care)

Spring Term 2025

Pupils return	Monday, 6th January 2025
Half term begins	Thursday, 20th February 2025 (after school)
INSET Day Friday	21st February 2025
Pupils return Monday	3rd March 2025
Term ends Friday	4th April 2025 (after school)

Summer Term, 2025

Pupils return	Wednesday, 23rd April 2025
Bank Holiday	Monday, 5th May 2025
Half term begins	Thursday, 22nd May 2025 (after school)
Pupils return	Monday, 2nd June 2025
Term ends	Thursday, 3rd July 2025